

# Hi-MO 7

## LR5-72HGD 560~590M

- High-performance PV modules for utility power plants
- Advanced HPDC cell technology delivers superior module efficiency and power
- High bifaciality and excellent power temperature coefficient achieves high energy yield
- LONGi lifecycle quality ensures long-term performance



12-year Warranty for  
Materials and Processing



30-year Warranty for Extra  
Linear Power Output

### Complete System and Product Certifications

IEC 61215, IEC 61730, UL 61730

ISO9001:2015: ISO Quality Management System

ISO14001: 2015: ISO Environment Management System

ISO45001: 2018: Occupational Health and Safety

IEC62941: Guideline for module design qualification and type approval

**LONGi**



**22.8%**  
MAX MODULE  
EFFICIENCY

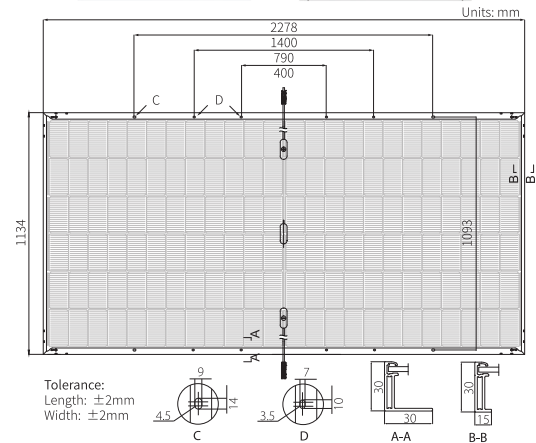

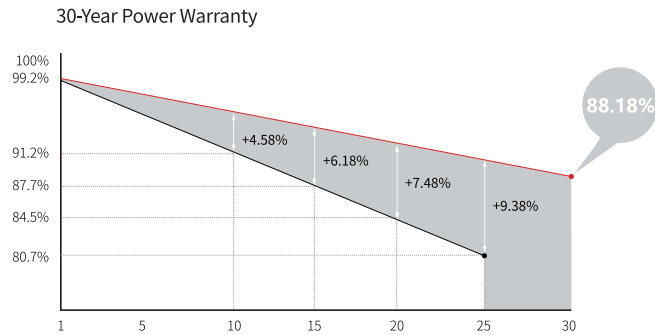
**0~3%**  
POWER  
TOLERANCE

**<0.8%**  
FIRST YEAR  
POWER DEGRADATION

**0.38%**  
YEAR 2-30  
POWER DEGRADATION

**HALF-CELL**  
Lower operating temperature

## Additional Value



## Mechanical Parameters

Cell Orientation	144 (6×24)
Junction Box	IP68, three diodes
Output Cable	4mm <sup>2</sup> , +400, -200mm/±1400mm length can be customized
Glass	Dual glass, 2.0+2.0mm heat strengthened glass
Frame	Anodized aluminum alloy frame
Weight	31.8kg
Dimension	2278×1134×30mm
Packaging	36pcs per pallet / 180pcs per 20' GP / 720pcs per 40' HC

## Electrical Characteristics

STC : AM1.5 1000W/m<sup>2</sup> 25°C

NOCT : AM1.5 800W/m<sup>2</sup> 20°C 1m/s

Test uncertainty for P<sub>max</sub>: ±3%

Module Type	LR5-72HGD-560M		LR5-72HGD-565M		LR5-72HGD-570M		LR5-72HGD-575M		LR5-72HGD-580M		LR5-72HGD-585M		LR5-72HGD-590M	
	STC	NOCT	STC	NOCT	STC	NOCT	STC	NOCT	STC	NOCT	STC	NOCT	STC	NOCT
Testing Condition	STC	NOCT	STC	NOCT	STC	NOCT	STC	NOCT	STC	NOCT	STC	NOCT	STC	NOCT
Maximum Power (P <sub>max</sub> /W)	560	426.3	565	430.1	570	433.9	575	437.7	580	441.5	585	445.3	590	449.1
Open Circuit Voltage (V <sub>oc</sub> /V)	50.99	48.46	51.09	48.55	51.19	48.65	51.30	48.75	51.41	48.86	51.52	48.96	51.63	49.07
Short Circuit Current (I <sub>sc</sub> /A)	13.89	11.16	13.97	11.22	14.05	11.29	14.14	11.35	14.22	11.42	14.30	11.48	14.38	11.55
Voltage at Maximum Power (V <sub>mp</sub> /V)	42.82	40.69	42.91	40.78	43.00	40.87	43.11	40.97	43.22	41.07	43.33	41.18	43.44	41.28
Current at Maximum Power (I <sub>mp</sub> /A)	13.08	10.48	13.17	10.55	13.26	10.62	13.34	10.68	13.42	10.75	13.51	10.82	13.59	10.89
Module Efficiency(%)	21.7		21.9		22.1		22.3		22.5		22.6		22.8	

## Electrical characteristics with different rear side power gain (reference to 575W front)

P <sub>max</sub> /W	V <sub>oc</sub> /V	I <sub>sc</sub> /A	V <sub>mp</sub> /V	I <sub>mp</sub> /A	P <sub>max</sub> gain
604	51.30	14.84	43.11	14.00	5%
633	51.30	15.55	43.11	14.67	10%
661	51.40	16.26	43.21	15.34	15%
690	51.40	16.96	43.21	16.01	20%
719	51.40	17.67	43.21	16.67	25%

## Operating Parameters

Operational Temperature	-40°C ~ +85°C
Power Output Tolerance	0 ~ 3%
V <sub>oc</sub> and I <sub>sc</sub> Tolerance	±3%
Maximum System Voltage	DC1500V (IEC/UL)
Maximum Series Fuse Rating	30A
Nominal Operating Cell Temperature	45±2°C
Protection Class	Class II
Bifaciality	80±10%
Fire Rating	UL type 29 IEC Class C

## Mechanical Loading

Front Side Maximum Static Loading	5400Pa
Rear Side Maximum Static Loading	2400Pa
Hailstone Test	25mm Hailstone at the speed of 23m/s

## Temperature Ratings (STC)

Temperature Coefficient of I <sub>sc</sub>	+0.045%/°C
Temperature Coefficient of V <sub>oc</sub>	-0.230%/°C
Temperature Coefficient of P <sub>max</sub>	-0.280%/°C